



2009

A N N U A L R E P O R T

CARLOS L. GARCIA
CHIEF OF POLICE

600 E. Jackson St.
Brownsville, Texas 78520
Phone: (956) 548-7050 • <http://police.cob.us>

2009 Brownsville Police Department Annual Report

Carlos L. Garcia
Chief of Police

I want to acknowledge departmental Command Staff and
Civilian Personnel for assisting in compiling and formalizing all
data relevant to this report.

•Commander William Ingram
Uniform Services Command

•Commander Ramiro Rodriguez
Investigative Services Command

•Commander Roberto Avitia
Professional Standards Command

•Lieutenant Henry Etheridge
Internal Affairs Division

•Lieutenant Oscar Maldonado
Westside Community Network Center

•Sergeant Rolando Avitia
Southmost Community Network Center

•Sergeant Santiago Manrique
Records Supervisor

•Maria D. Pacheco
Public Safety Records Processor-UCR Clerk

•Yessenia Gonzalez
Administrative Supervisor

•Cynthia Flores
Administrative Specialist

TABLE OF CONTENTS

Chapter I - Crime In Brownsville

- 2009 to 2008 City of Brownsville Crime Comparison..... 1
- 2009 Brownsville Index Crime Clock..... 2

Chapter II - Crime Trends

- Brownsville Crime Volume -Ten Year Comparison..... 3
- 2008-2009 Crime Rate Comparison..... 4

Chapter III - Types of Crimes

- Crimes Against Persons..... 5
- Property Crimes..... 6

Chapter IV - Ten Year Comparison by Index Crime

- Murder..... 7
- Rape..... 8
- Robbery..... 9
- Aggravated Assault..... 10
- Burglary..... 11
- Theft..... 12
- Motor Vehicle Theft..... 13

Chapter V - Commands, Divisions and Specialized Units

- Organizational Chart..... 14
- Uniform Services Command..... 15
- Investigative Services Command..... 15
- Professional Standards Command..... 23
- Office of Community Affairs..... 28
- Special Weapons and Tactics..... 29
- Explosive Ordnance Disposal Unit..... 29

Chapter VI - Miscellaneous Information

- Brownsville Police Department Personnel 2009..... 30
- 2009 Annual Report Highlights..... 31

CHAPTER I

2009 - 2008
BROWNSVILLE CRIME INDEX COMPARISON

The City of Brownsville Police Department participates in the Uniform Crime Reporting (UCR) Program. Uniform Crime Reporting is the reporting of seven index crimes, thus making it possible for measurement and analysis of the crime index. The seven index crimes are categorized as crimes against persons or property crimes. Crimes against persons include murder, forcible rape, robbery, and aggravated assault. Property crimes include burglary, larceny-theft, and motor vehicle theft. The index crimes are reported to the Texas Department of Public Safety on a monthly basis. In calendar year 2009, there were a total of 10,232 index crimes in the City of Brownsville as compared to 10,772 in 2008. The crime index decreased 5.01 % when compared to 2008.

OFFENSE	2009	2008	+/-	%
Murder	4	3	+1	+33
Rape	26	26	0	0
Robbery	152	173	-21	-12.14
Aggravated Assault	272	431	-159	-36.89
Burglary	1,576	1,590	-14	-0.88
Theft	7,865	8,205	-340	-4.14
Motor Vehicle Theft	337	344	-7	-2.03
TOTALS	10,232	10,772	540	-5.01

2009
BROWNSVILLE INDEX CRIME CLOCK



One
INDEX CRIME OFFENSE
every 51.36 minutes

One
PERSON CRIME
every 19.29 hours

One
PROPERTY CRIME
every 53.75 minutes

One
**AGGRAVATED
ASSAULT**
every 32.20 hours

One
THEFT
every 1.11 hours

One
ROBBERY
every 2.40 days

One
BURGLARY
every 5.55 hours

One
RAPE
every 14.07 days

One
MOTOR VEHICLE THEFT
every 26 hours

One
MURDER
every 91.25 days

This display represents the annual ratio of crime to affixed time intervals. It is designed to reflect the annual reported index crime figures by showing the relative frequency of occurrence.

CHAPTER II

CRIME TRENDS

Crime trends are analyzed using two separate methods, crime volume and crime rates.

CRIME VOLUME

Crime volume is the sum of the seven index crimes. Trends can be evaluated when comparing the volume of index crimes from year to year.

The crime volume for 2009 is the lowest since 2007. Compared to 2008 the crime volume has decreased by 5.01 %. The crime volume for 2009 is the fourth lowest in the last ten years.

TEN YEAR COMPARISON

	2000	2001	2002	2003	2004	2005	2006	2007	2008	2009
Murder	5	7	1	9	1	4	5	5	3	4
Rape	29	27	32	42	48	53	46	21	26	26
Robbery	181	180	181	164	162	128	168	207	173	152
Aggravated Assault	696	595	592	543	640	718	648	647	431	272
Burglary	1,227	1,066	1,207	1,024	1,208	1,240	1,377	1,442	1,590	1,576
Theft	8,893	9,571	10,266	8,121	6,676	6,647	6,483	7,574	8,205	7,865
M.V. Theft	388	460	480	442	403	431	524	458	344	337
Totals	11,419	11,906	12,759	10,345	9,138	9,221	9,251	10,354	10,772	10,232
+ / -	+2809	+487	+853	-2414	-1207	+83	+30	+1,103	+418	-540
% change	+32.62	+4.26	+7.16	-18.92	-11.66	+91	+33	+11.92	+4.03	-5.01

CRIME RATE

2008 - 2009 COMPARISON

Crime rates are compiled to compensate for the changes in population and reflect the number of people affected by crime in a given population. These rates are expressed in the number of crimes per 100,000 residents. The estimated population for Brownsville in 2009 was 176,893*. During the calendar year of 2009, Brownsville's crime rate was 5,784.28 crimes per 100,000 persons. The crime rate decreased by 165.15 offenses per 100,000 in population which translates into a 2.78 % decrease as compared to 2008.

Crimes Against Persons	<u>OFFENSE</u>	<u>2008</u>	<u>2009</u>
		MURDER	1.65
	RAPE	14.36	14.69
	ROBBERY	95.54	85.92
	AGGRAVATED ASSAULT	238.04	153.76
	TOTAL	349.59	256.63

Property Crimes	<u>OFFENSE</u>	<u>2008</u>	<u>2009</u>
		BURGLARY	878.17
	THEFT	4,531.69	4,446.18
	M.V. THEFT	189.99	190.51
	TOTAL	5,599.85	5,527.62
	INDEX CRIME TOTALS	5,949.44	5,784.28

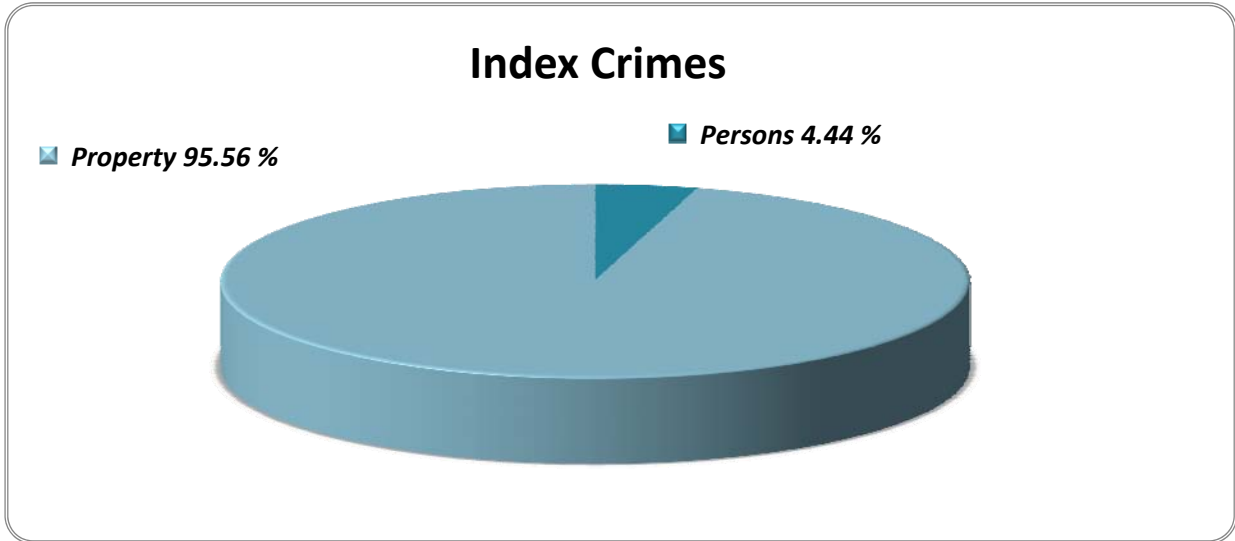
* Source: Texas Dept. of Public Safety 2008 Crime in Texas

**Population rate used in 2008 was 181,058

CHAPTER III

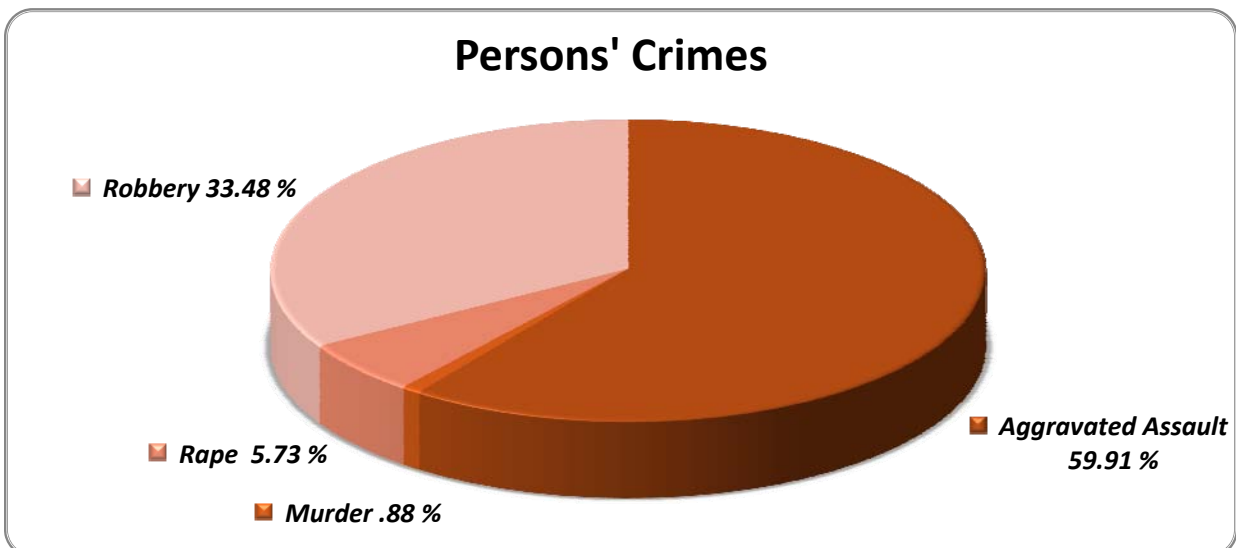
TYPES OF CRIME

Crimes against persons and property crimes are the two categories in which the seven index crimes are classified into. In 2009, 4.44 % of the crimes reported were crimes against persons and 95.56 % were property crimes.



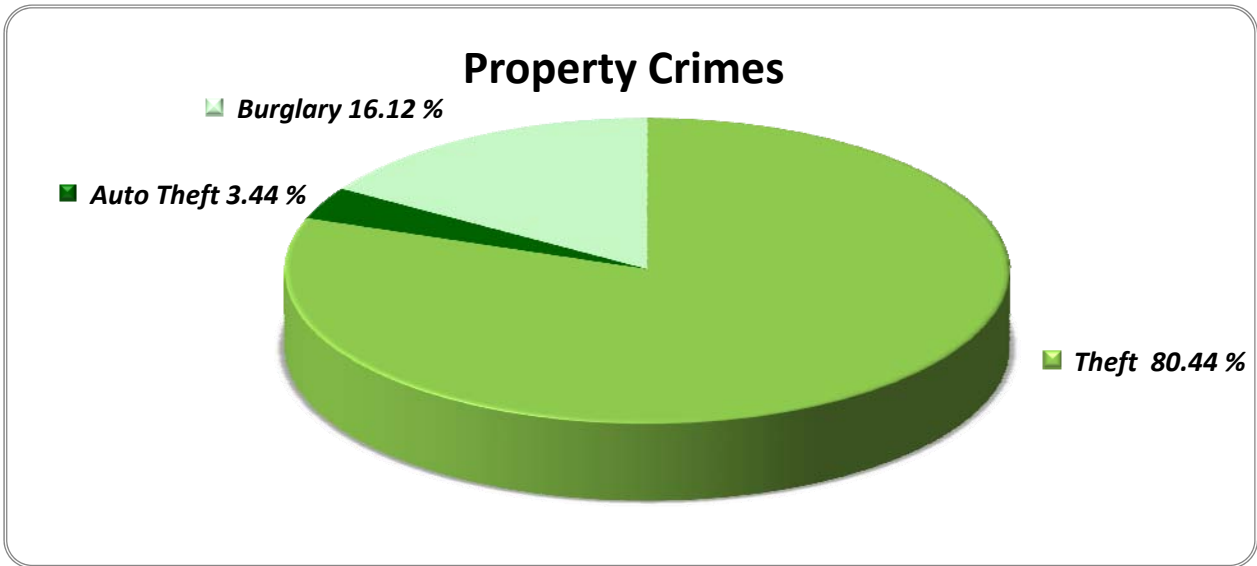
PERSONS' CRIMES

Crimes against persons are the personal confrontation between the perpetrator (suspect) and the victim. Due to this nature, crimes against persons are considered to be more serious than property crimes. 454 persons' crimes occurred during 2009, compared to 633 in 2008. This is a decrease of 27.80 % from 2008. The 2009 crime rate was 256.65 persons' crimes per 100,000 persons as compared to 349.59 per 100,000 persons in 2008. Aggravated assault accounted for 59.91% of all persons' crimes. Robbery accounted for 33.48 %, rape accounted for 5.73 % and murder accounted for less than 1 %.



PROPERTY CRIMES

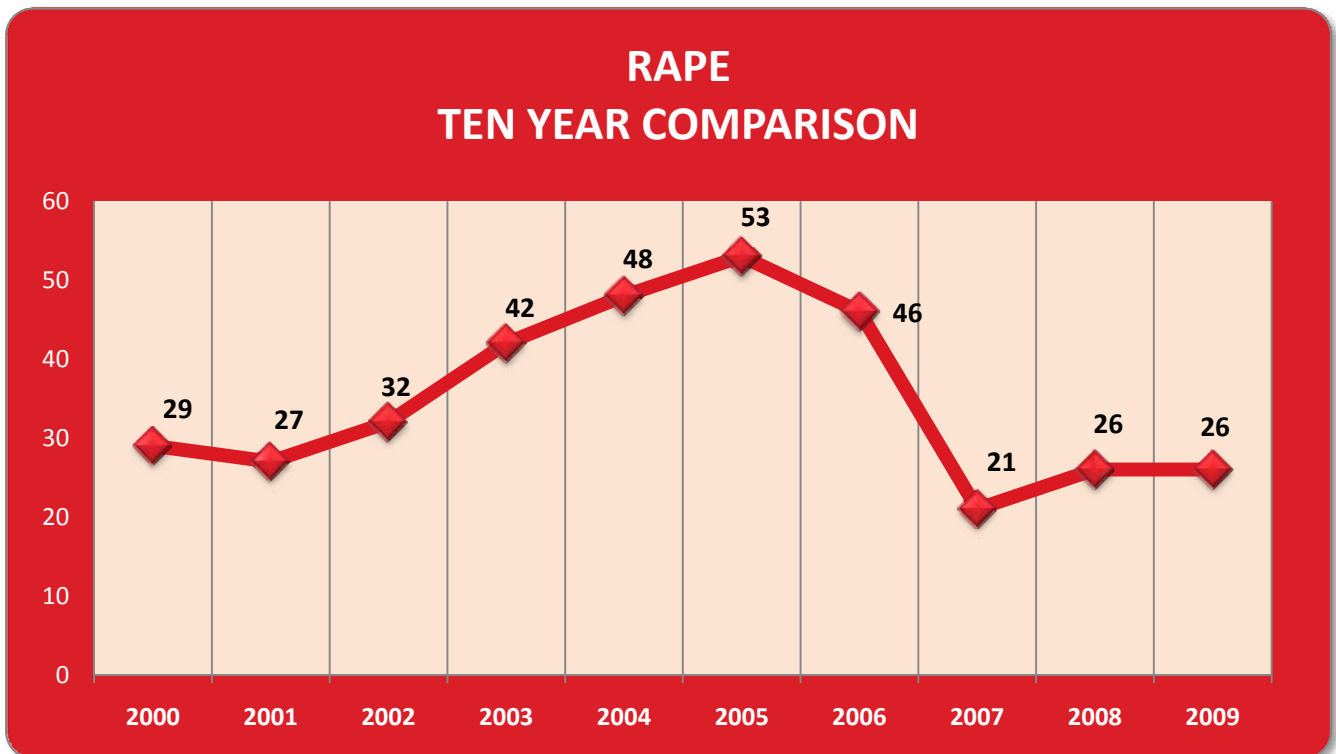
The number of property crimes reported for 2009 was 9,778 as compared to 10,139 in 2008. Property crimes decreased 3.56 % in 2009 as compared to 2008. The 2009 crime rate was 5,784.28 property crimes per 100,000 citizens as compared to 5,599.85 for 2008. Theft accounted for 80.44 % of all property crimes. Burglary accounted for 16.12 % and auto theft accounted for 3.44 %.



CHAPTER IV

Rape

Rape, as defined in the UCR program is the carnal knowledge of a female forcibly and against her will. Statistics reported in this crime category include assaults to commit forcible rape, however, statutory rape (rape against a female under the age of consent) and sexual assaults on males are excluded.



Rate

The number of rape incidents for 2009 was the same as for 2008, twenty-six. The rate of rapes for capita (every 100,000 persons) for 2009 was 14.69. Six persons were arrested and charged for such crime, which resulted in a 23.07 % clearance rate.

The number of rape incidents (26) for 2009 was tied for the second lowest in the last ten years.

Robbery

Robbery, in the UCR program is defined as the taking or attempting to take anything of value from the care, custody, or control of a person or persons by force, threat of force or violence, or by putting the victim in fear. It is a violent crime that frequently results in injury to the victim. Included in this category are assaults to commit robbery and attempted robberies.



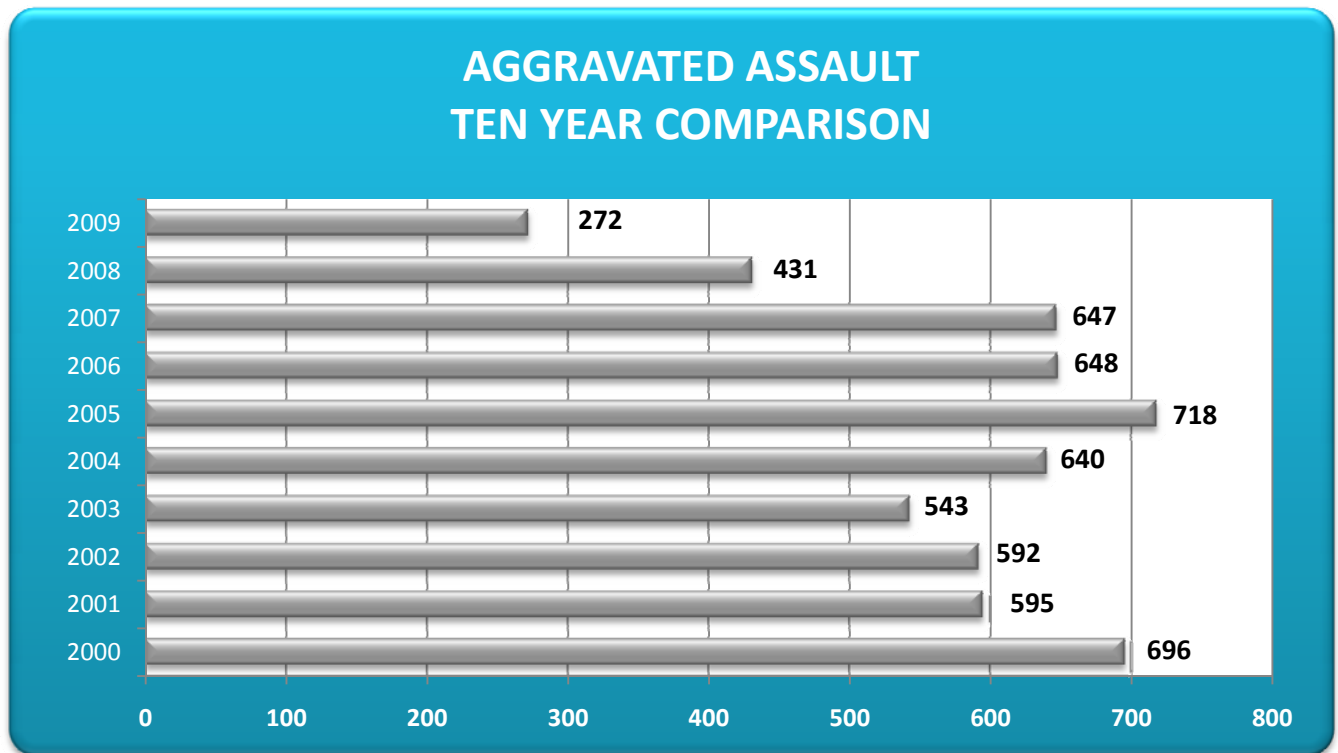
Rate

The Robbery rate in Brownsville for 2009 decreased by 12.14 % as compared to 2008. The rate of robbery per capita (every 100,000 persons) for 2009 was 85.92. Eighty-eight persons were arrested and charged for such crime which resulted in 57.89 % clearance rate.

The robbery rate of 152 for 2009 makes the second lowest rate in the last ten years.

Aggravated Assault

Aggravated Assault is defined in the UCR program as an unlawful attack by one person upon another for the purpose of inflicting severe or aggravated bodily injury. This type of assault is usually accompanied by the use of a weapon or by means likely to produce death or great bodily harm. Statistics for aggravated assault include attempts to commit aggravated assault.

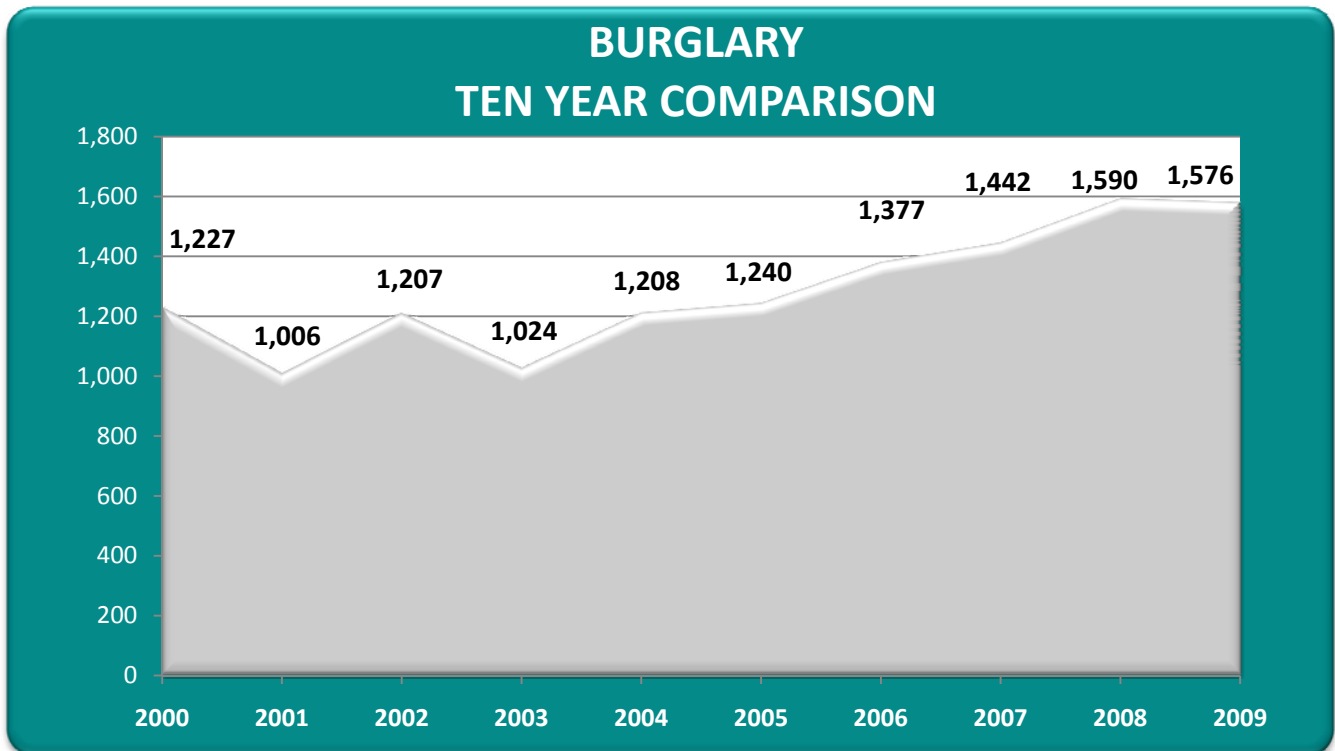


Rate

The aggravated assault rate in Brownsville for 2009 decreased 36.89 % as compared to 2008. The rate of aggravated assault per capita (every 100,000 persons) for 2009 was 153.76. This is a ten year low and a 62.11 % decrease as compared to 2005 in which 718 incidents were reported.

Burglary

Burglary, for UCR purposes is the unlawful entry of a structure with the intent to commit a felony or a theft. While the use of force to gain entry is not required to classify an offense as burglary, attempted forcible entries to commit burglary are counted in this crime's statistics.



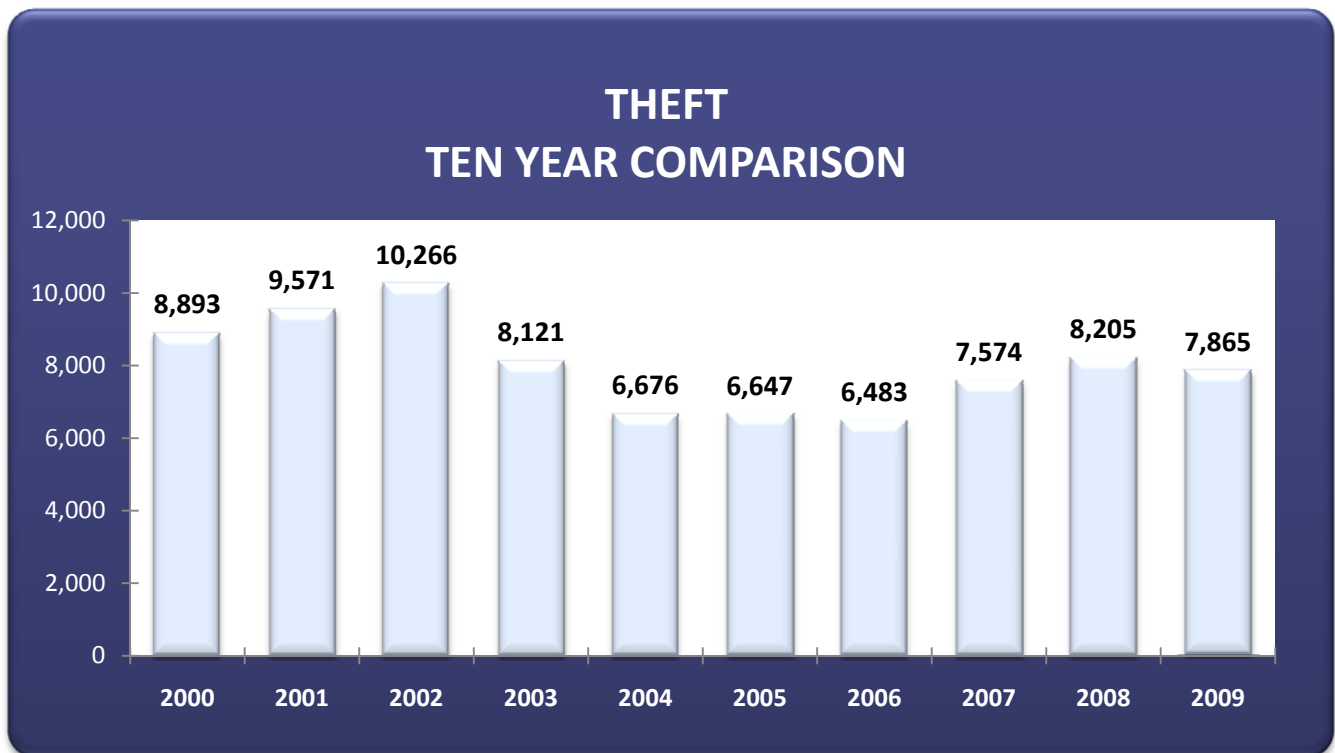
Rate

The burglary rate in Brownsville for 2009 was decreased by .88 % as compared to 2008. The per capita rate (every 100,000 persons) for 2009 was 890.93. Two hundred-eleven burglaries were cleared with 453 arrests. Burglary arrests increased by 13.25 % as compared to 2008. \$ 2,190,965 was the estimated value of property reported stolen from burglaries.

Theft

Larceny/Theft in the UCR program is the unlawful taking, carrying, leading, or riding away of property from the possession or constructive possession of another. Larceny/Theft includes crimes such as shoplifting, pocket-picking, purse snatching, thefts from motor vehicles, theft of motor vehicle parts and accessories, bicycle thefts, and other things of value in which no use of force, violence, or fraud occurs.

In the UCR program, this crime does not include embezzlement, “con” games, forgery, and the passing of worthless checks. Motor vehicle theft is not included in this category as it is a separate index crime offense.

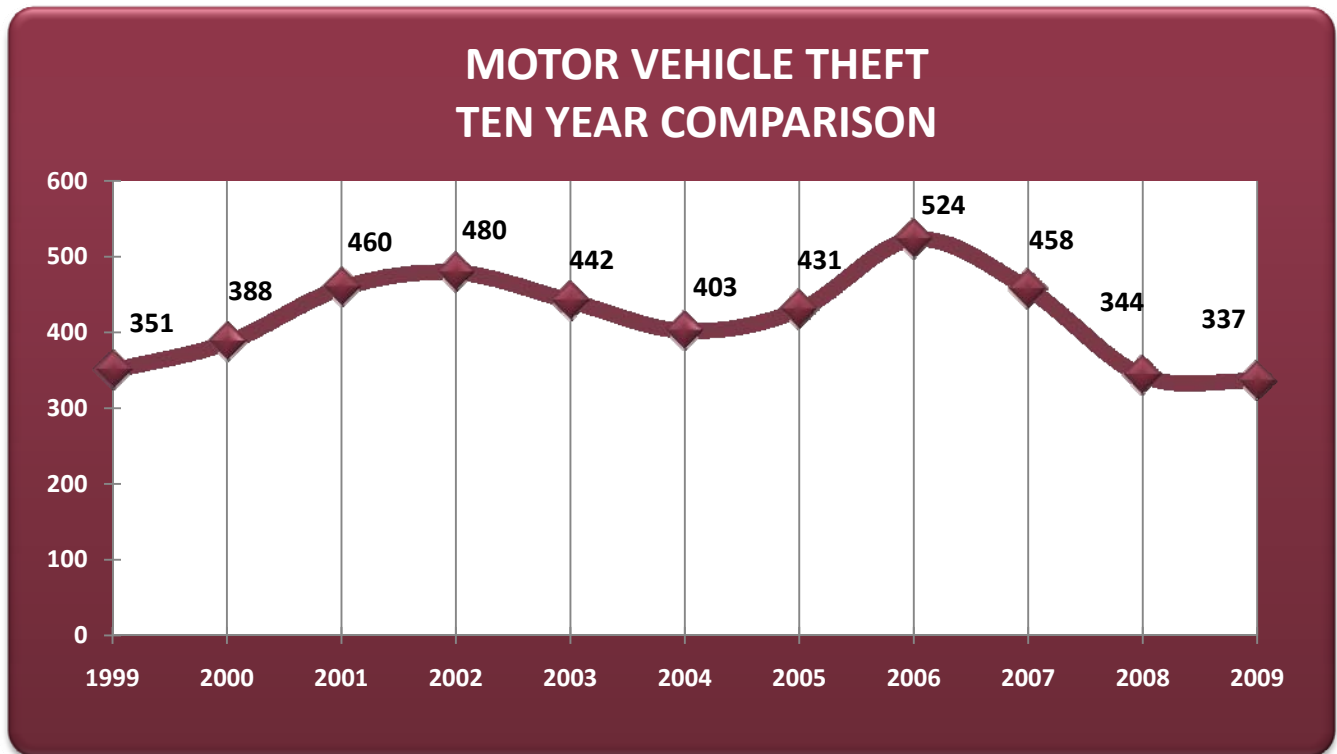


Rate

The theft rate in Brownsville for 2009 was decreased by 4.14 % as compared to 2008. The per capita (every 100,000 persons) for 2009 was 4,446.18. The rate is the fifth lowest in the last ten years. Estimated losses for all thefts were valued at \$2,789,636.00.

Motor Vehicle Theft

Motor Vehicle Theft, for UCR purposes, is the theft or attempted theft of a motor vehicle. A motor vehicle is defined as a self-propelled vehicle that travels on the surface but not on rails. Specifically excluded from this category are motor boats, construction equipment, airplanes, and farming equipment.

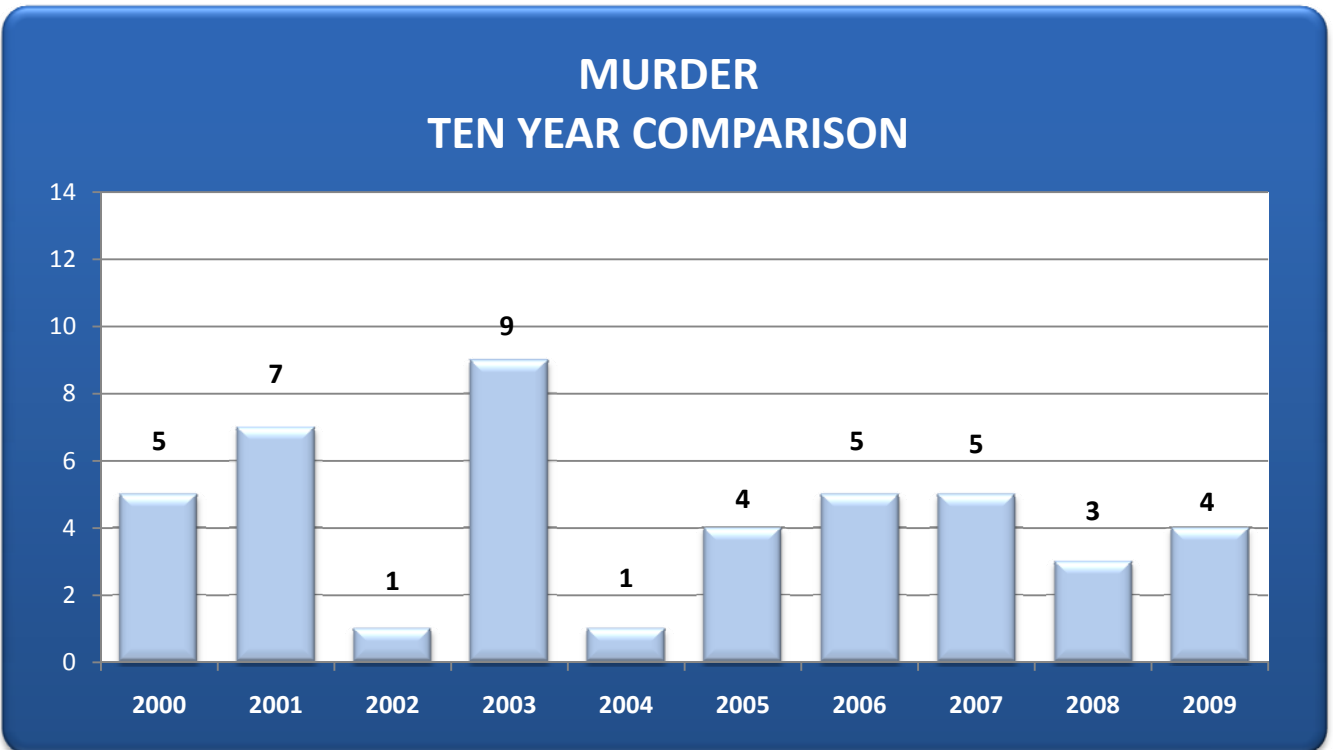


Rate

The motor vehicle theft rate in Brownsville for 2009 decreased by 2.03 % as compared to 2008. This is the lowest rate for motor vehicle thefts in the last ten years. The per capita rate (every 100,000 persons) was 190.51. Estimated value of all motor vehicle thefts is approximately \$ 3,319,203.

Murder

Murder and non-negligent manslaughter as defined in the UCR program is the willful killing of one human being by another. This offense category includes any death due to fight, argument, quarrel, assault or commission of a crime. Attempted murder and assaults with the intent to kill are not counted as murder, but are included in UCR as aggravated assault. Suicides, accidental deaths, and justifiable homicides are also excluded from the murder classification.



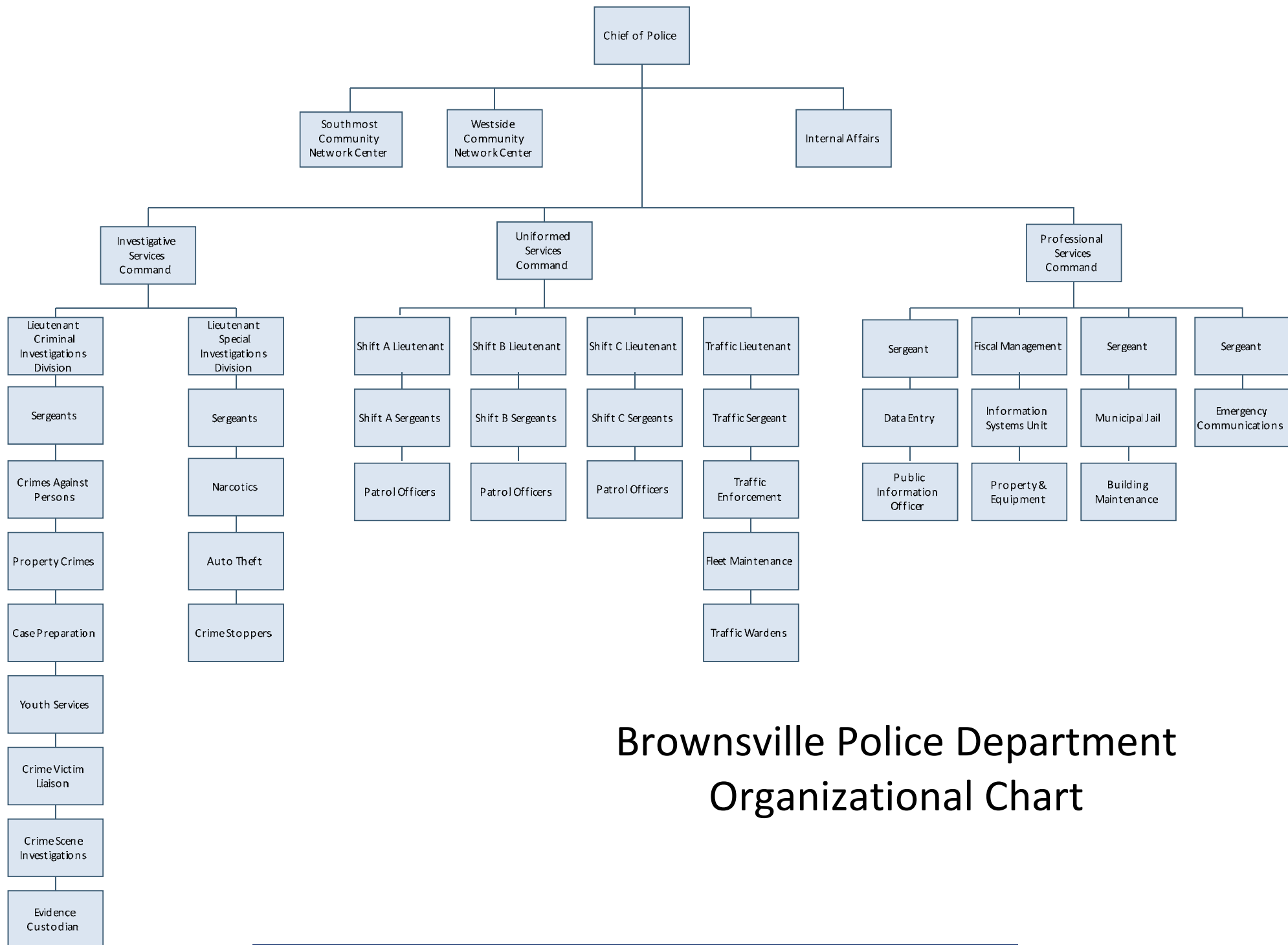
Rate

The murder rate in Brownsville for 2009 increased by one, a 33 % increase. They were all cleared by arrest or exceptional means. The rate of murders per capita (every 100,000 persons) for 2009 was 2.26.

Clearance

In 2009, 100 percent of all murders were cleared by arrest or exceptional means. Seven persons were arrested and charged for such crimes.

CHAPTER V



Brownsville Police Department Organizational Chart

UNIFORM SERVICES COMMAND

Three Rotating Shifts and Traffic Enforcement Unit

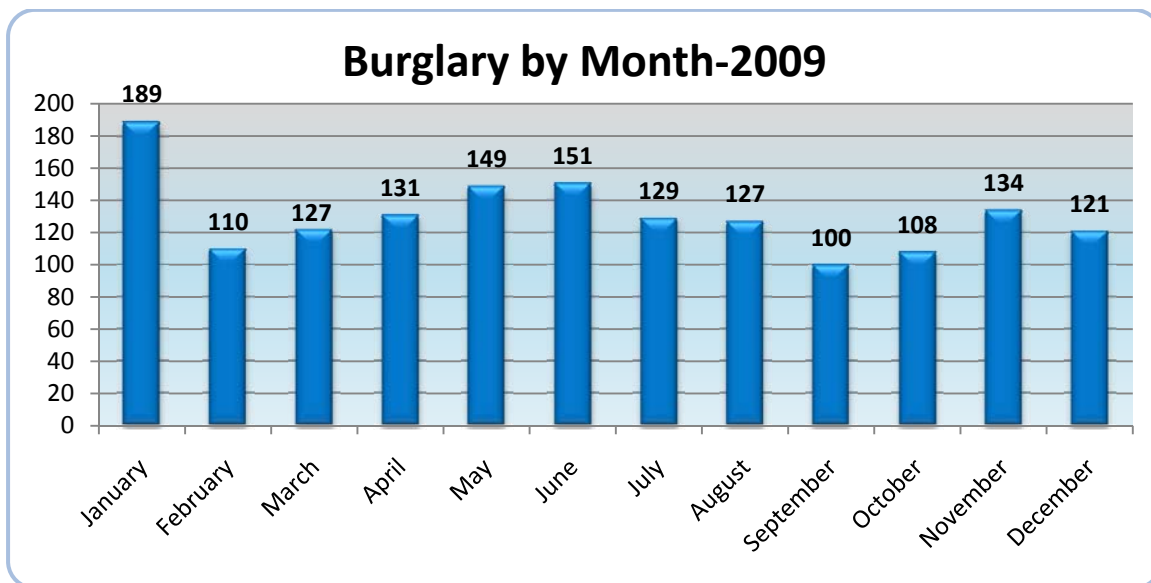
Activity	2008	2009	+ / -	%
Calls for Service	126,635	119,364	-7,271	-5.74
Public Events	85	120	+35	+41.17
Traffic Accidents	6,123	5,953	-170	-2.77
Fatalities	13	12	-1	-7.69
Traffic Violations	40,598	51,020	+10,422	+25.67
Parking Citations	4,226	6,648	+2,422	+57.31
DWI (Arrests)	498	433	-65	-13.05
Domestic Violence Calls	1,960	1,981	+21	+1.07

INVESTIGATIVE SERVICES COMMAND

Criminal Investigations Division

Offense	Number	Arrests	% Cleared
Murder	4	7	100
Rape	26	6	23.07
Robbery	152	88	57.89
Aggravated Assault	272	169	62.13
Burglary	1,576	211	13.38
Theft	7,865	1,065	13.54

The Criminal Investigations Division Burglary Detail investigated 1,576 cases in 2009 as compared to 1,590 cases in 2008. These 1,576 cases consist of 1,023 habitations and 553 building/business reports. The number of burglaries in 2009 represented a .88 % overall decrease. Our clearance rate of 13.38 % is below the national average of 14 %. Our burglary arrest rate for 2009 was 453 as compared to 400 arrests in 2008. This represents a 13.25 % increase in the number of arrests. The value of recovered stolen property from burglary cases is estimated at \$ 181,380.00. 2,656 property crimes and 1,076 crimes against persons were assigned for follow-up investigation.



- The Domestic Violence Unit investigated 442 family violence cases.
- 890 runaway reports were also investigated.
- Crime Scene Technicians processed 532 scenes.
- Case Preparations processed the submission of 1,352 misdemeanors and 1,965 felony cases to the Cameron County District Attorney's Office.

Special Investigations Unit

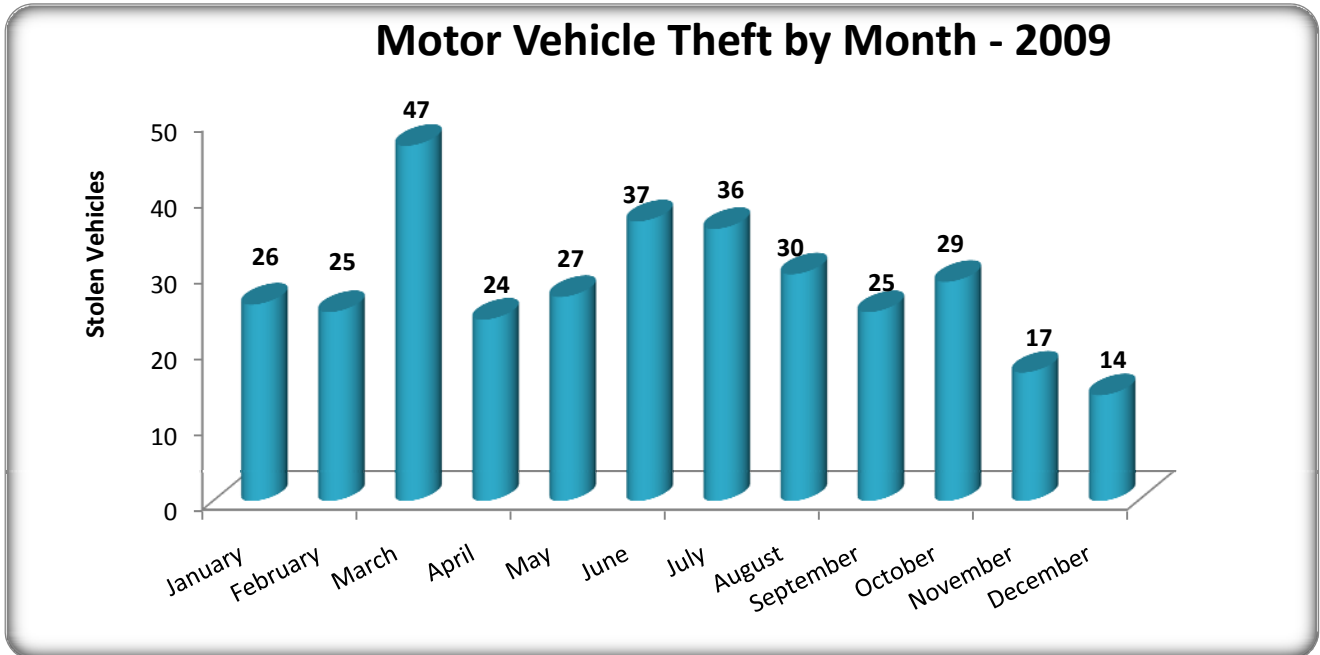
South Texas Auto Theft Enforcement Task Force

MOTOR VEHICLE THEFTS

Residential Areas	178
Business / Shopping Centers	112
Apartment Complexes	40
Motel / Hotel	7

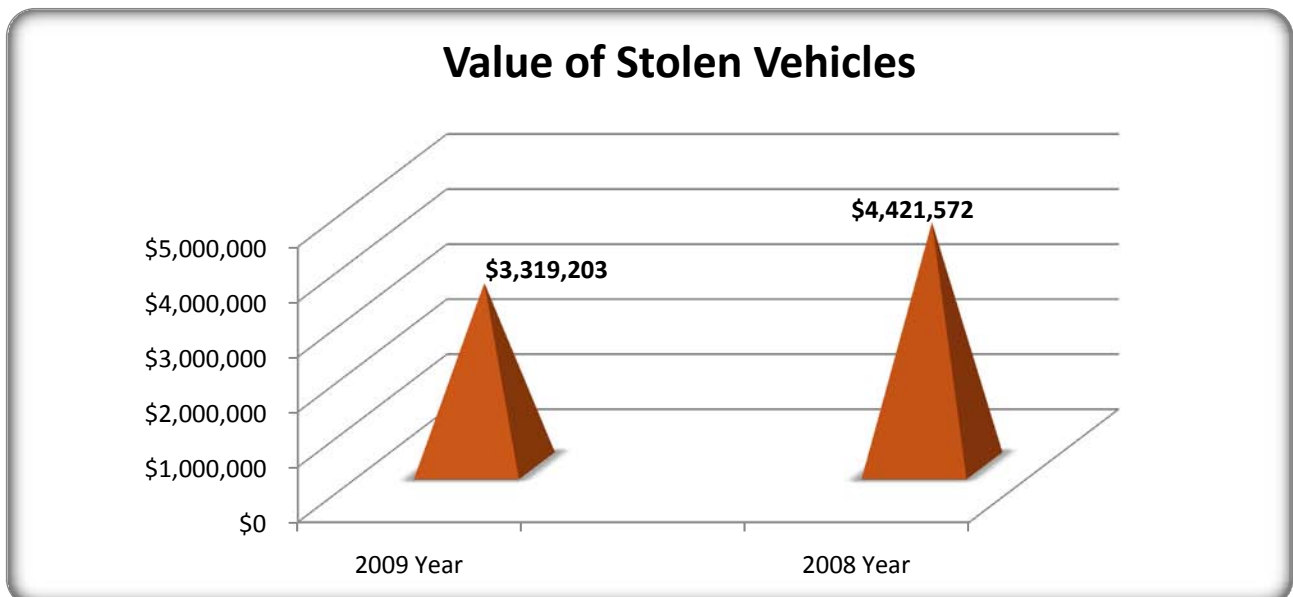
Volume

The number of motor vehicle thefts committed in Brownsville in 2009 was 337. The volume of motor vehicle theft decreased 2.03 % from 2008. March had the highest number of thefts while December had the fewest.



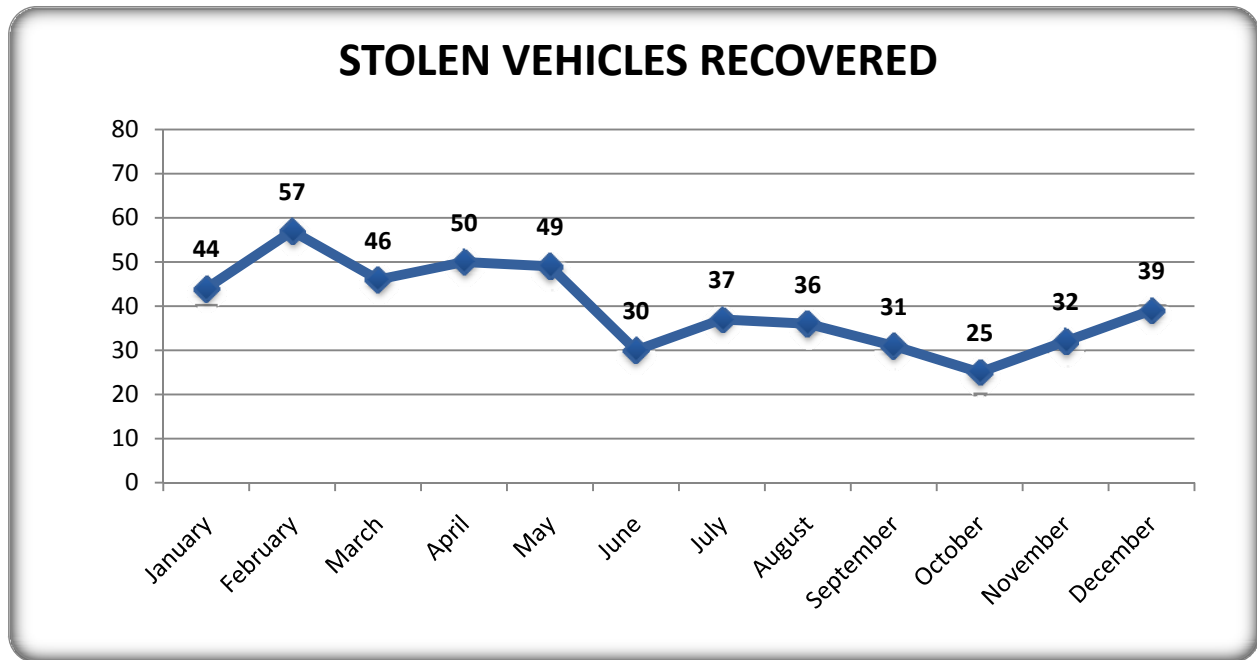
Value of Stolen Vehicles

In 2009 motor vehicle theft victims suffered losses totaling \$3,319,203.00. This total value loss represents a decrease of 24.91% when compared to 2008 total motor vehicle theft losses were of \$4,421,572.00. The average dollar loss per motor vehicle theft was \$9,849.00, a decrease from \$12,053.00 in 2008.



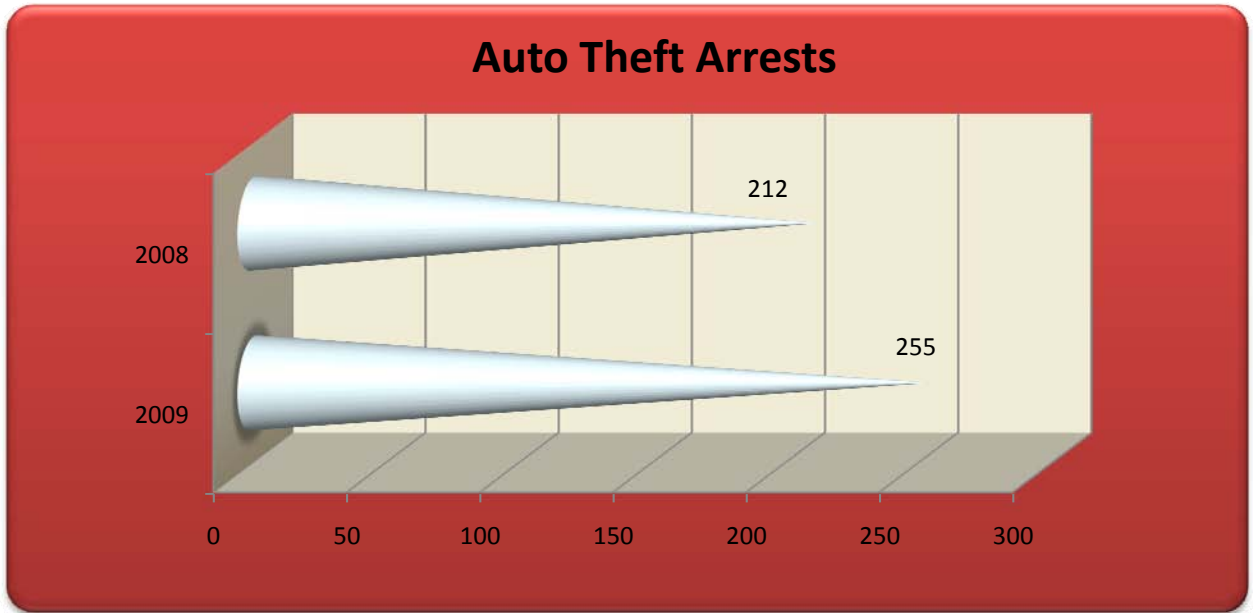
Recoveries

In 2009, there were 312 stolen vehicles recovered. In comparison to 2008, 476 vehicles were recovered which resulted in an 34.45 % decrease in 2009. The total value for the vehicles recovered in 2009 is \$ 4,588,382.00 with an average of \$ 14,706.00 per vehicle.

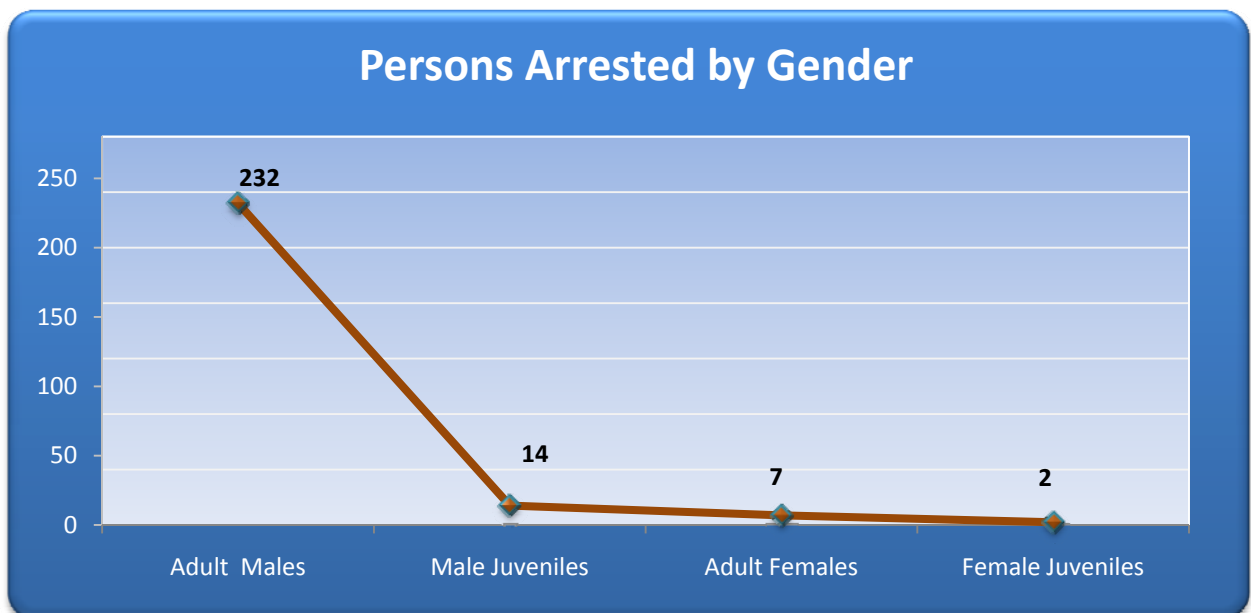


Persons Arrested

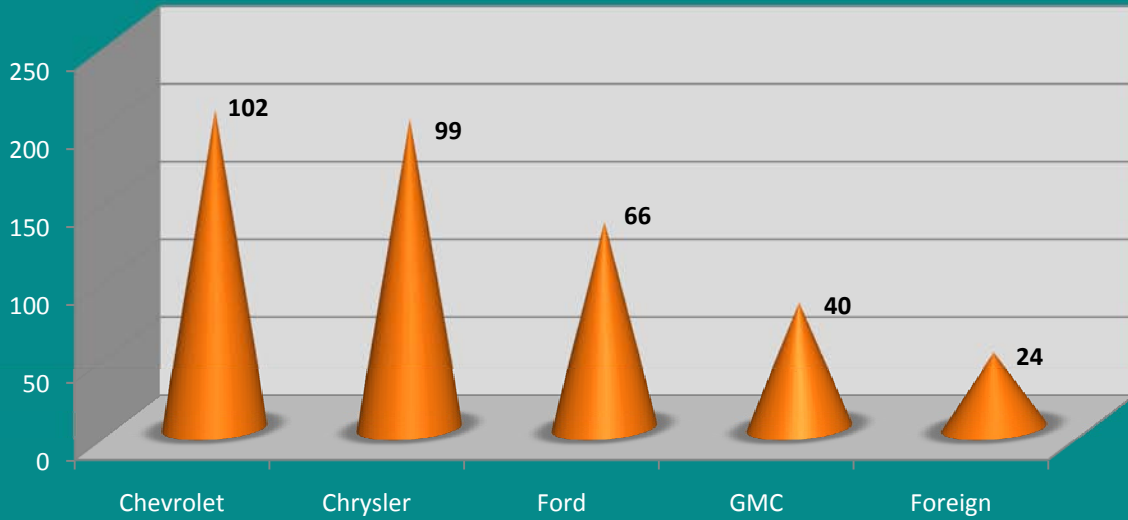
In 2009, Brownsville Police arrested 255 persons for motor vehicle theft or related offenses. As compared to 212 for 2008, which represents a 20.28 % increase.



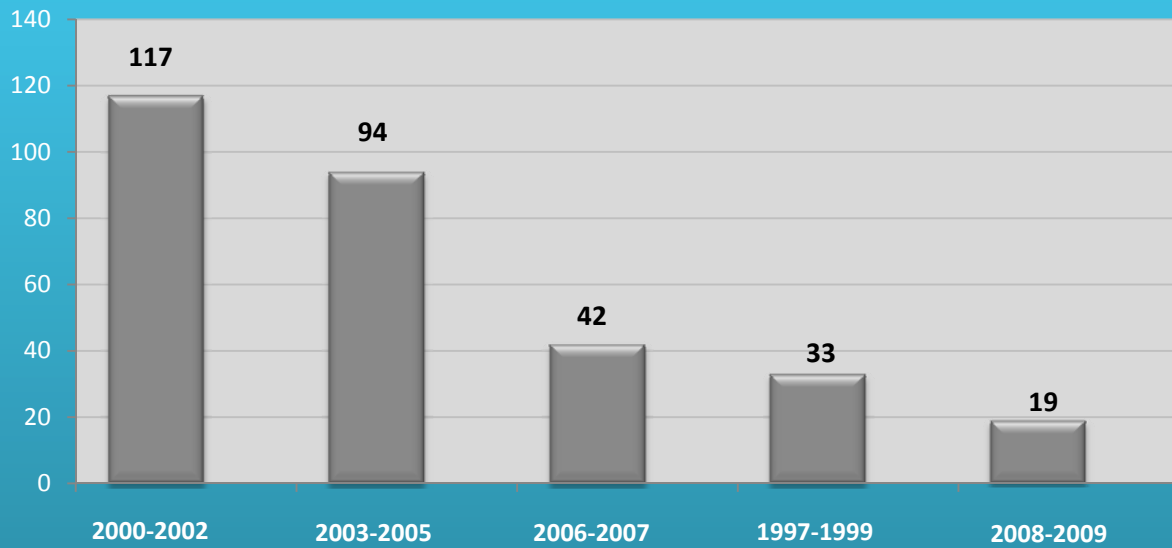
Adult males arrested represented 91% of all Auto Theft related offenses, while male juveniles represented 5.5%. Adult females represented 2.75 % while female juveniles represented .75 %.



Top 5 Makes of Vehicles Stolen



Top 5 Popular Year Models



NARCOTICS AND CONTROLLED SUBSTANCES ENFORCEMENT UNIT

Drug seizure information is presented in compliance with article 4476-15 5.14 VACS and its requirement that "All law enforcement agencies in this state shall file monthly with the (DPS) Director a report of all arrests for drug offenses made and quantities of controlled substances seized by them during the preceding month.

Seizures

Marijuana	6,529.20 lbs.
Cocaine	150.29 lbs.
Heroin	4.83 lbs.
Weapons	8
Vehicles	5
U.S. Currency	\$ 263,294.00



Arrests	217
Felonies	167
Misdemeanors	50



Gambling

Gambling is the wagering of money or something of material value on an event with the primary intent of winning something of value solely or partially by chance.



Arrests	4
Gambling Devices	205
U.S. Currency	\$ 12,433.00



CRIME STOPPERS

Calls Received	1,195
Arrests	90
Cases Cleared	99
Property Recovered	\$ 144,630
Narcotics Recovered	\$ 528,616
Rewards Approved	74
Amount of Rewards	\$ 14,648

The Brownsville Crime Stoppers Program began in 1982 from the efforts of our Chamber of Commerce and the Brownsville Police Department. Our Program now operates as an independent organization. The concept has developed into a combination of efforts by local media, businesses, civic and social clubs, law enforcement agencies, and the public.

Brownsville Crime Stoppers is an anonymous reward program that involves the citizens, the media, and local area law enforcement in an effective crime control program. The program is designed to assist law enforcement agencies in the identification, apprehension and prosecution of persons suspected of having committed a criminal act.

Crime Stoppers is based on the principal that "Someone other than the criminal has information that can solve a crime" and was created to combat the three major problems faced by law enforcement in generating that information: Fear of reprisal, an attitude of apathy, or reluctance to get involved.



Professional Standards Command

Emergency Communications Center



Overview

In 2009, the Brownsville Police Department Emergency Communications Center received 149,882 calls for service. The total number of calls includes calls for all public safety services and reflects a decrease of 4,092 calls as compared to 153,974 calls for service in 2008. The Police Department responded to the majority of these calls, 119,364, followed by 8,209 by the Fire Department and 22,309 calls for Emergency Medical Services (EMS).

Calls for Service

<i>Police:</i>	119,364
<i>Fire:</i>	8,209
<i>EMS:</i>	22,309
<i>Total:</i>	149,882

The average number of calls for service routed through the Emergency Communications Center was 410 calls per 24-hour period. This represents a 2.6% decrease in the number of calls per day as compared to calendar year 2008, which averaged 421 total calls per day.

Follow up investigative activity by the Criminal Investigations Division, Special Investigations Unit, and other investigative units of the Department, and non-emergency business related calls, including customer service calls to medical facilities for Non-Emergency EMS transfers, are not reflected in the police activity listed above. The activity listed above represents only primary calls for service.

P25 Radio Upgrade

Background

When the tragedy of 9-11 struck New York City's World Trade Center, Police, Firefighters & EMS personnel all rushed to the scene to provide support and assistance to the victims of the attack. Upon arrival, agencies could not communicate with each other, causing major trouble when trying to coordinate their combined efforts to rescue the victims:

- Separate independent radio systems
 - PD, FD, EMS, PW, County, State, Fed
 - Poor or no Interoperability
- Extreme channel congestion
- Lack of Frequencies or Talk groups for independent command scene function
- Lack of back-up / redundancy systems for mission critical hardened operations

P25 Radio Upgrade

Technology at that time was very vendor specific; i.e. a Motorola radio would not work on a Ma/Com system, a Ma/Com radio would not work on a Motorola system.

Lessons learned from this experience lead to the Federal Government's development of new, rigid guidelines for emergency responder radio systems, named "Project 25." These guidelines established parameters for new equipment that is interchangeable between one manufacturer and another. To explain a little more simply, just as a Blackberry cell phone will work on the Sprint network, it will also work on the Verizon or AT&T networks. Radios developed under Project 25 guidelines are also interchangeable and will work on other radio systems.

The Federal Government has mandated that all emergency response agencies must come into compliance with the P25 standard by 2014 or risk losing access to Federal grants.

What is currently happening?

The City of Brownsville is currently working with entities from Cameron, Hidalgo, Starr & Willacy counties on a project to modernize our radio systems. We must all become compliant with new Project 25 guidelines – Radio Interoperability. Our task: Upgrade our current radio system from 1990’s “analog” to full Project 25 “Digital” compatibility by 2014.

Over the last two years, via this combined multi-agency, multi-entity project, the Brownsville Police Department obtained 2 initial grants for \$354,000 and \$183,000 to update the main infrastructure or “backbone” of our system to the P25 standard. The installation of the initial equipment began in October 2009. Once completed, the process of moving all of our system users to the new system will begin.

Summary

The current operating radio system utilized by various departments within the City of Brownsville is 14-years old and rapidly becoming obsolete. The Federal Government has mandated that all emergency response agencies move to digital, interoperable radio systems by the year 2014.

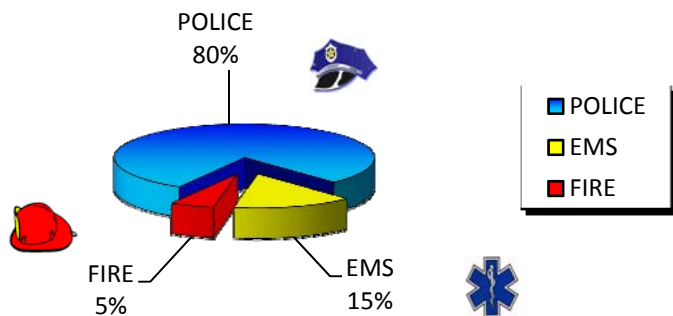
Working with other entities throughout the Cameron, Hidalgo, Starr and Willacy County areas and the Lower Rio Grande Valley Development Council, a state-of-the-art, Project 25 compliant, multi-jurisdictional interoperable radio system has been selected and is in the beginning stages of implementation. The final, operational system must be completely in place by the year 2014.

- Based on these guidelines and requirements, the City of Brownsville has obtained budgetary pricing for all necessary equipment to complete the upgrade within the necessary timeframe. Proposals have been developed to provide a “forklift” purchase of equipment at one time or a gradual purchase of equipment over a period of years. Both proposals are currently under review.
- Equipment pricing has been obtained for a proposed remodeling and update of the consoles and other furniture in the Communication Center. A funding source will be sought for the proposed improvements to the facility.
- The Federal and State funded P25 Upgrade will continue throughout 2010.

*\$486,000 in grant funding
was awarded to the
Department for Radio
Communications Upgrades*

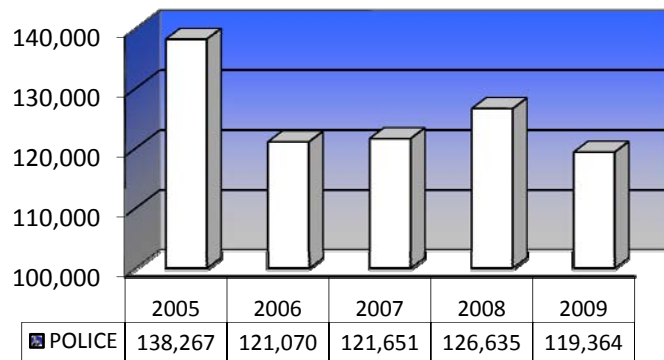
Charts

2009 CALLS FOR SERVICE



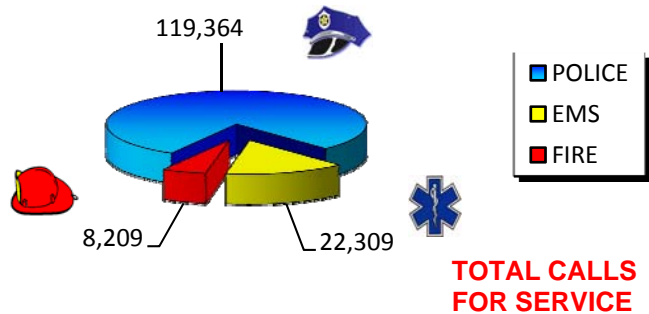
Percentage comparison of calls responded to by Police, Fire & EMS.

BROWNSVILLE POLICE DEPARTMENT EMERGENCY COMMUNICATIONS CENTER



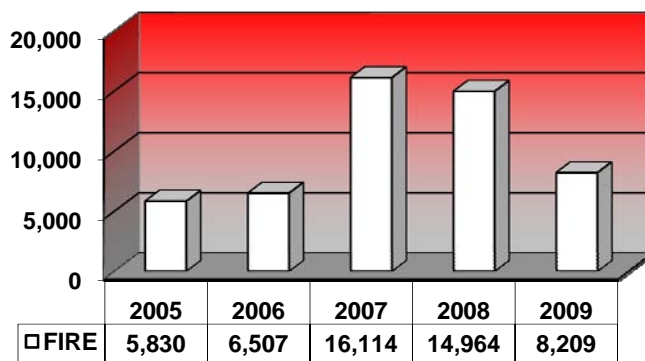
Police Calls: Five-Year Comparison

2009 CALLS FOR SERVICE



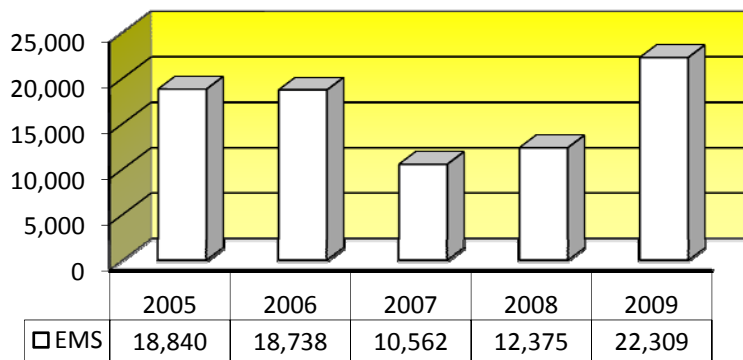
Call Breakdown by Service

BROWNSVILLE POLICE DEPARTMENT EMERGENCY COMMUNICATIONS CENTER



Fire Calls: Five-Year Comparison

BROWNSVILLE POLICE DEPARTMENT EMERGENCY COMMUNICATIONS CENTER



EMS Calls: Five-Year Comparison

BROWNSVILLE MUNICIPAL JAIL

BOOKINGS

Day	Total	Shift	Total
Sunday-Monday	792		
Monday-Tuesday	798	6:00A.M. - 2:00P.M.	1,765
Tuesday-Wednesday	967		
Wednesday-Thursday	1,070	2:00P.M.-10:00P.M.	2,488
Thursday-Friday	1,188		
Friday-Saturday	1,374	10:00P.M. - 6:00A.M.	3,267
Saturday-Sunday	1,331		
TOTAL	7,520		7,520

ARRESTS

BROWNSVILLE POLICE DEPARTMENT								
Misdemeanor			Felony			Totals		
5,752			1,384			7,136		
OTHER AGENCIES								
B.I.S.D.	BP / ICE	C.C. Sheriff	U.S. Customs	D.E.A	D.P.S.	U.S. Marshal	Other	TOTAL
133	71	0	0	20	141	1	18	384

ARRESTS BY GENDER	
MALES	6,131
FEMALES	1,389

OFFICE OF COMMUNITY AFFAIRS

The community network centers were established to provide a pro-active police response and build a positive relationship with the community. The goal is to identify potential areas that may lead to criminal activity, and to help build a network between the citizens, city departments and ourselves in order to provide solutions to problems that can be addressed by other than police presence or intervention (i.e. sidewalk, lighting, weedy lots, dilapidated homes and health hazards.)



**Southmost Community
Network Center**

4th ANNUAL HALLOWEEN FESTIVAL

- Approximately 6,000 people in attendance

JUNIOR POLICE ACADEMY

- 35 graduates

NATIONAL NIGHT OUT

- Approximately 2,000 persons in attendance

STATE COMPTROLLER'S TOBACCO GRANT

- 131 stores inspected with a minor as a decoy.
- 25 stores found in violation
- 25 persons cited
- 103 stores inspected without a decoy
- 234 checked for compliance with Tobacco laws
- Proper signage
- Employee Notification forms
- Tobacco Permit

YEAR ROUND ACTIVITIES

3,074 Visitors to attend various meetings
568 Presentations to 8,926 persons
249 Make a difference Referrals
150 Abandoned Vehicles Tagged
1,991 Calls for Service
73 Arrests
737 Traffic Citations



**Westside Community
Network Center**

4th ANNUAL HALLOWEEN FESTIVAL

- Approximately 3,500 persons in attendance

CRIME PREVENTION FESTIVAL

- Approximately 3,200 persons in attendance

YEAR ROUND ACTIVITIES

36 Presentations to 5,870 persons
43 Make a Difference referrals
72 Abandoned Vehicles Tagged
64 Events hosted to 1,565 visitors
238 Officers Trained- 10,247 hrs.



Specialized Weapons and Tactics (Tactical Team)

The Brownsville Police Department Tactical Team in 2009 provided 11 tactical mission related calls for service. A total of 9 felony suspects were arrested to include the following:

- 3 suspects for unlawful restraint (12 undocumented aliens being held against their will)
- 2 suspects for felony narcotics warrants
- 2 suspects for aggravated assault with a deadly weapon
- 1 suspect for aggravated sexual assault
- 1 suspect for family violence-3rd degree felony

Two tactical team missions resulted in four barricaded suspects with a total of eighteen persons being held against their will.

Explosives Ordnance Disposal Unit

<i>TYPE</i>	<i>Number of Calls</i>
<i>K-9 Sweeps</i>	<i>21</i>
<i>EOD Callouts</i>	<i>31</i>
<i>Dignitary Details</i>	<i>4</i>
TOTAL	56

The Explosives Ordnance Unit responded to 52 calls for service. 21 calls were for K-9 sweeps 31 were actual EOD calls. Explosive devices that were located and rendered safe are as follows:



- 9 live hand grenades
- 8 suspicious non-explosive devices
- 7 smoke grenades
- 2 military flares

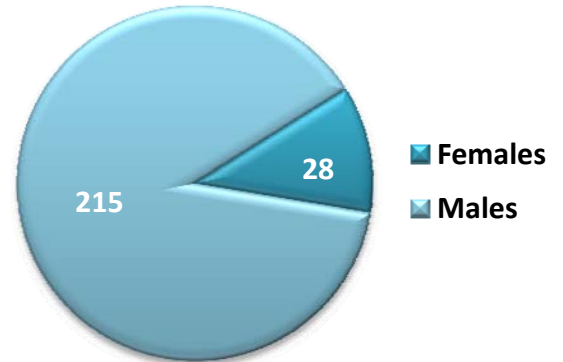
4 dignitary inspections were conducted along with 6 public awareness presentations. The average time to complete calls for service ranged between 60-90 minutes.

CHAPTER VI

2009 POLICE DEPARTMENT PERSONNEL

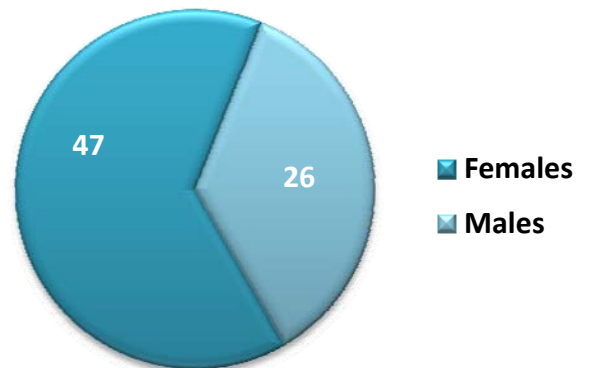
COMMISSIONED PERSONNEL

- Brownsville Police Department employed an average of 243 full-time sworn officers.
- Recommended number by the National Institute of Justice is 1.81 per 1,000.
- Average number of officers per 1,000 citizens for Brownsville is 1.37.
- City of Brownsville is currently authorized 245 sworn officers and is at 99.18% of full strength.



CIVILIAN EMPLOYEES

- Brownsville Police Department employs 73 civilian employees and is authorized 80.
- Of the 73 civilian employees 47 are female and 26 are male.
- 23 Emergency Communication Operators
- 5 Custodians
- 13 Data Entry Clerks
- 5 Administrative Assistants
- 1 Administrative Supervisor
- 5 Traffic Wardens
- 1 Fleet Maintenance Personnel
- 1 Accountant
- 1 Information Systems Manager
- 1 Information Systems Coordinator
- 15 Detention Officers
- 1 Property & Evidence Clerk
- 1 Payroll Technician



2009

Annual Report Highlights

- The City of Brownsville is approximately 147.52 square miles.
- Estimated population 176,893.
- 243 average number of sworn personnel on staff. 245 authorized positions.
- 73 number of civilian personnel. 80 authorized positions.
- 119,364 calls for service were handled by police personnel.
- 10,772 index offenses were reported.
- Crime Index decreased by 5.01 % in 2009 compared to 2008.
- The crime rate for the City of Brownsville was 5,784.28 index offenses per 100,000 population.
- Crimes against persons decreased by 27.80 %.
- Property crimes decreased by 3.56 %.
- 4 murders were committed and all were exceptionally cleared.
- Residential burglaries accounted for 65.57 % of all burglaries reported.
- 13.38 % of all burglaries were cleared. 14 % is the national average.
- 337 actual motor vehicle theft reports were filed, a 2.03 % decrease from 2008.
- The estimated total dollar value for stolen vehicles is \$ 3,319,203.00.
- The two most popular make of vehicles stolen were Chevrolet and Chrysler.
- 312 stolen vehicles were recovered, a 34.45 % decrease from 2008.
- The estimated total dollar value for recovered vehicles is \$ 4,588,382.00.
- 7,520 persons were booked in to the City Jail.
- 6,131 of all persons booked were male, which represented 81.53 % of all bookings.
- 5,894 persons were booked in for Misdemeanor Offenses, representing 78.37 % of all bookings.